



2026 IRMCA MIXER TRUCK DRIVER SKILLS CHAMPIONSHIP

Welcome to the 18th ANNUAL INDIANA MIXER DRIVER CHAMPIONSHIP

Why does IRMCA hold a Mixer Driver Championship?

- Provide employee recognition
- Build company teamwork
- Build state spirit
- Qualifying event for the NRMCA National MDC

WHEN

Written Exam

FRI, JUL 24, 2026
5:00 PM - 6:30 PM ET

Skills Course

SAT, JUL 25, 2026
8:00 AM - 12:00 PM ET

AGENDA

- 7:30 AM - Event Registration
- 8:00 AM - Driver Walk-through
- 8:30 AM - Skills Competition
- 11:00 AM - Competition Results
- 11:15 PM - Trophy Presentation
- 11:30 PM - Team Clean-up
- 12:00 PM - Lunch at IMS Track



CHALLENGES: Up to 10 Total

- Tennis Ball Drive-Through
- Scale Box Backing
- Alley Dock/Backing Stop
- Rear Wheel Backing
- Forward Stop
- Tightest Turn
- Parallel Park
- On -Target
- Chute Hoops
- Egg Break



2026 IRMCA MIXER TRUCK DRIVER SKILLS CHAMPIONSHIP

ELIGIBILITY REQUIREMENTS

1. All applicants must be current employees of an IRMCA Member Company, in good standing.
2. All applicants must hold a valid Commercial Driver's License (Class A or B) and hold a current Medical Examiner's Certificate, a DOT medical card.
3. No driver regardless of credentials is guaranteed eligibility:

IRMCA reserves the right to eliminate any potential IRMCA Mixer Driver Competition (IRMCA MDC) competitor for unspecified reasons, if the Eligibility Requirements Task Force feels they do not appropriately represent the industry and the IRMCA MDC event.

4. IRMCA Producer Member Company Employees are eligible to compete in IRMCA MDC as long as all other eligibility requirements are met.
5. The winner of the IRMCA MDC will be entered into the NRMCA Mixer Driver Championship, if they are also a member of NRMCA.

If not a NRMCA member, the second or third runner up may be eligible to participate in the NRMCA Mixer Driver Championship as determined by the IRMCA Mixer Driver Championship Task Force.



For more information, contact:

Chad Montgomery, IRMCA Executive Director
574-780-1549 | cmontgomery@irmca.com



2026 IRMCA MIXER TRUCK DRIVER SKILLS CHAMPIONSHIP

WRITTEN EXAM

Each driver will be given 1 hour to complete a 50-question, written exam containing multiple choice and true/false questions. The written exam will test five areas of driver knowledge.

1. Vehicle Maintenance & Operations
2. Safety & Environmental
3. Customer & Company Relations
4. Concrete Knowledge
5. Water to Cement Ratio

Suggested Study Material: NRMCA Driver's Manual/CDP Manual.





2026 IRMCA MIXER TRUCK DRIVER SKILLS CHAMPIONSHIP

PRE-TRIP INSPECTION

Each driver will be given 10 minutes to complete a pre-trip truck inspection. There will be 1 judge per truck. Drivers will be awarded 10 points for each defect found. Each truck used will include the same defects.

Examples of defects that will be planted on trucks MAY include:

- Loose or missing lug nut
- Broken chute lock
- Loose hose clamp
- No fire extinguisher in cab
- Broken tail light lens or light out





2026 IRMCA MIXER TRUCK DRIVER SKILLS CHAMPIONSHIP

SKILLS COURSE WALK-THROUGH

- The Head Judge explains and guides a tour of the entire course with all competing drivers and judges.
- Drivers are given an opportunity to ask any questions and to verify that they understand the challenges and rules.
- Drivers may not ask questions about the course once the skills course walk-through has been completed.

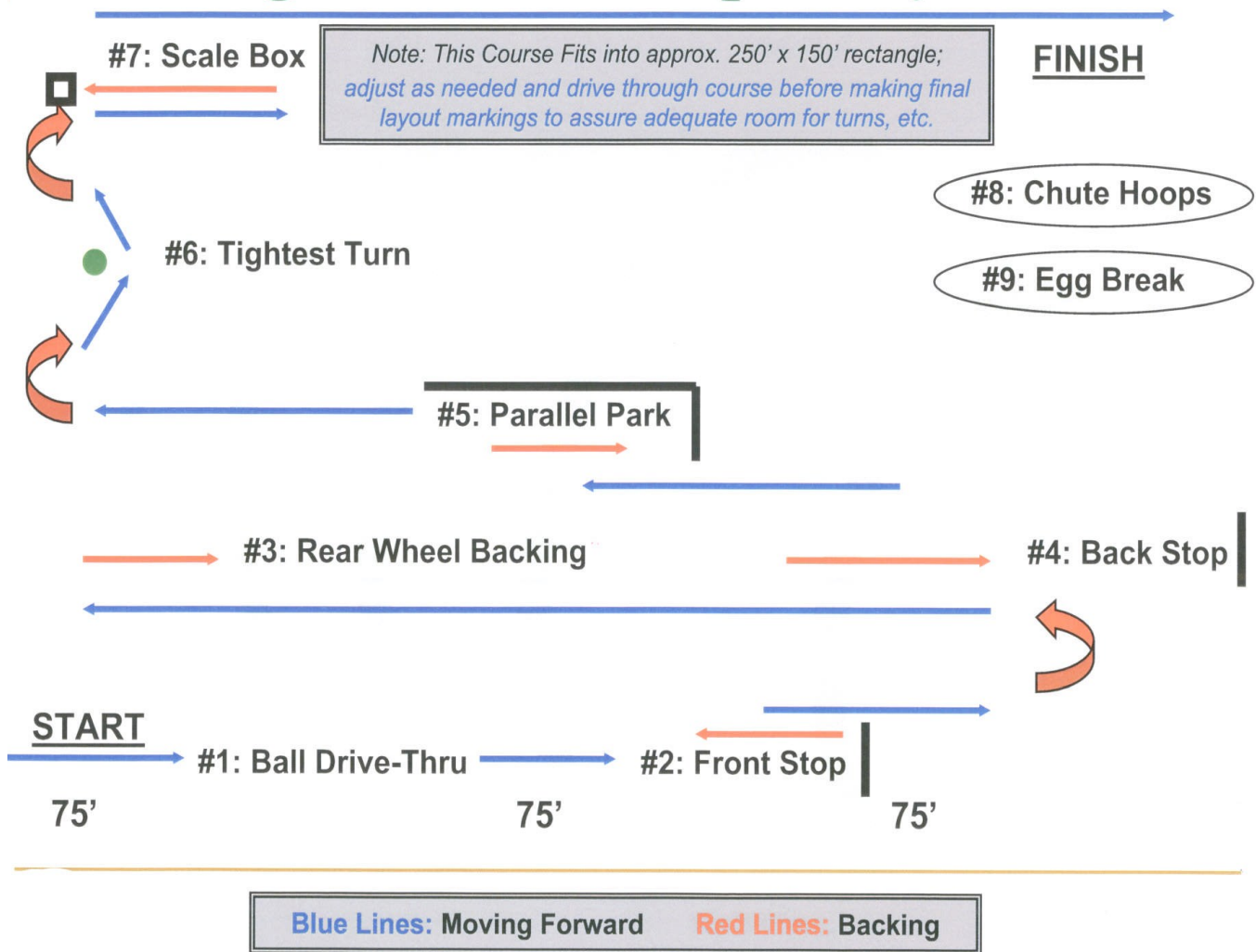




2026 IRMCA MIXER TRUCK DRIVER SKILLS CHAMPIONSHIP

SKILLS COURSE SAMPLE LAYOUT

Challenge Course Sample Layout

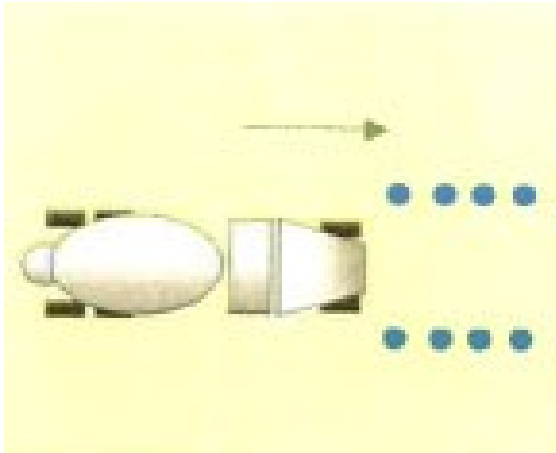




2026 IRMCA MIXER TRUCK DRIVER SKILLS CHAMPIONSHIP

#1 Tennis Ball Drive-Through

- Give long lead-in (75' +) to allow driver to get lined-up
- Two rows of 5 balls, 5' apart (20' long, total)
- Balls placed 4" wider than outer tire spread. Separate lines may be needed for different sized trucks.
- 5 points deducted for each ball knocked down
- **Maximum Score: 50 points**



Recommended Ball & Tee Design:

- Make tennis ball tees with 3" tall, 2" diameter, stiff hose.
- Tether tennis balls to hose sections with string, ~6".
- Affix string lines to pavement.
- Paint ball marker spots using hose as stencil.

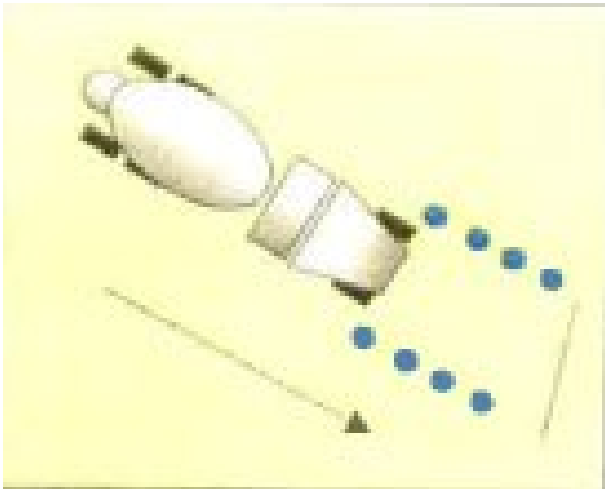




2026 IRMCA MIXER TRUCK DRIVER SKILLS CHAMPIONSHIP

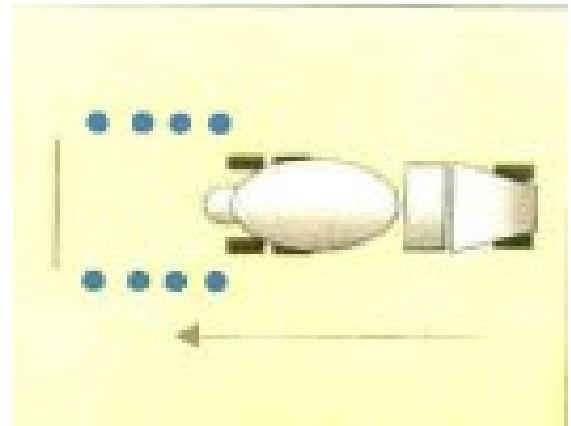
#2 Forward Stop

- Pull slowly towards line
- Stop, Set Brake, Honk horn to signal judges
- Drop plumb bob, measure closest point to line
- OPTION: Use special mat as measurement guide,
- 1 point deducted for every inch from line
- **Maximum Score: 50 points for <1"**



#3 Alley Dock/ Backing Stop

- Back to barricade slowly
- Parking lines help keep driver centered
- Stop, Set Brake, Honk horn to signal judges
- 1 point off for every inch from barricade
- **Maximum Score: 50 points for <1"**

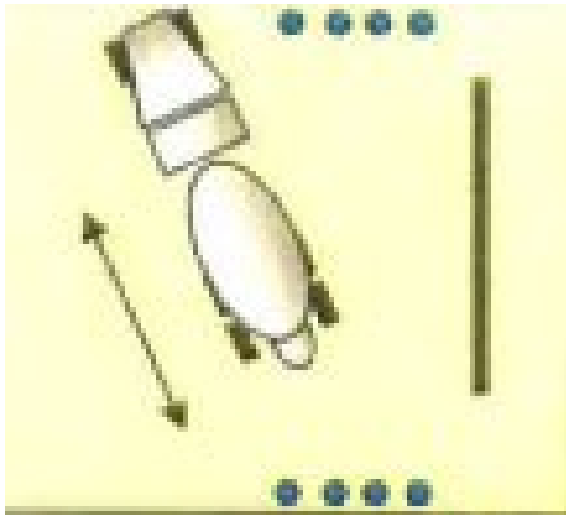




2026 IRMCA MIXER TRUCK DRIVER SKILLS CHAMPIONSHIP

#4 Parallel Park

- Use actual curb or painted line
- Parking spot should be truck length + 10'
- Parallel park as close to the curb without going outside boundaries
- Crossing the inside line/hitting curb or touching the front or rear boundaries or barricades = 0 points!
- Driver must only back into the area, and pull forward once, in an attempt to square off the vehicle
- STOP AND SOUND HORN to signal judges
- Measurement taken from curb line the mid-point of furthest tire
- One point deducted for each inch away from the curb line
- **Maximum Score: 50 points for <1"**


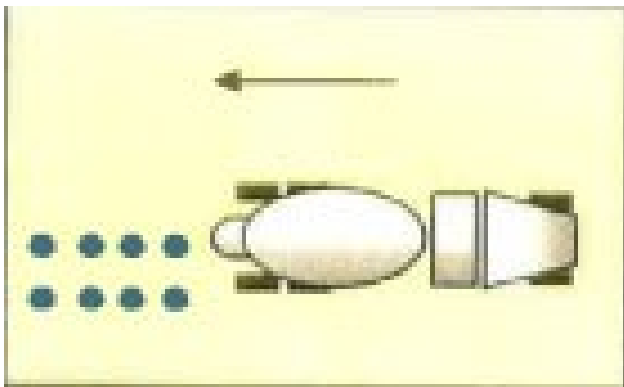




2026 IRMCA MIXER TRUCK DRIVER SKILLS CHAMPIONSHIP

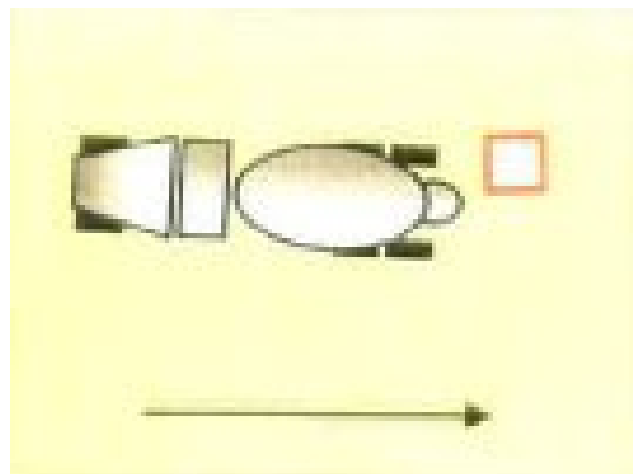
#5 Rear Wheel Backing

- Backing passenger-side wheels through balls is more challenging
- Two rows of 5 balls, 5' apart (20' long, total)
- Balls spread 4" wider than tandem or (super-single) tire spread. Separate lines may be needed for different sized trucks
- 5 pts. Deducted for each ball knocked down
- **Maximum Score: 50 points**



#6 Scale Box Backing

- 2-dimensional taped/painted square, preferably in bright color
- Back passenger-side tandem (or single tire) slowly into 2' x 2' square
- Stop, Set Brake.
- Honk horn to signal judges
- **Partially in Square: 10 points**
- **Entirely in Square: 25 points**

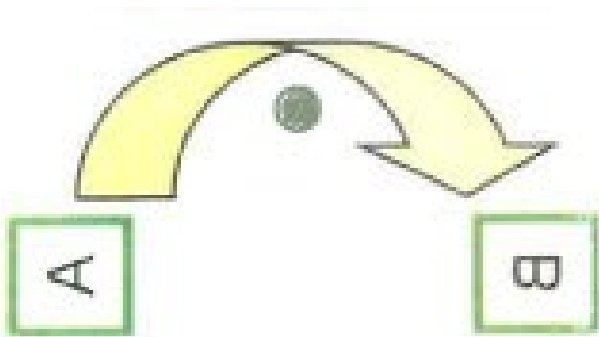




2026 IRMCA MIXER TRUCK DRIVER SKILLS CHAMPIONSHIP

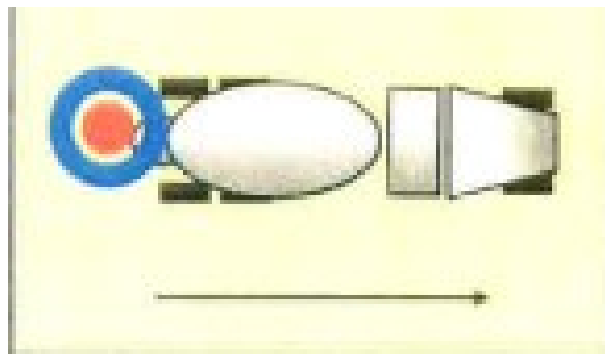
#7 Tightest Turn

- Position barrel or mailbox, so driver must turn between two other challenges
- Mark pavement with baby powder
- Driver passes close to barrel without stopping
- Measure distance from barrel to nearest inch



#8 On-Target

- Make target-mat or paint target with 18' bullseye and 6" outer rings up to 42"
- Mark center line of front discharge mixer
- Use chute pivot-point on rear discharge mixer
- Driver drives over target, tries to stop rear of truck over bullseye
- Measure w/plumb bob
- **Scoring Table: Diameter of Target Circle = Point Total**
 - 18" = 50 points
 - 24" = 40 points
 - 30" = 30 points
 - 36" = 20 points





2026 IRMCA MIXER TRUCK DRIVER SKILLS CHAMPIONSHIP

#9 Chute Hoops

- Truck stays stationary
- Use barrel or basketball hoop (barrel is easier!)
- Use all extension chutes
- If possible, use a front discharge truck so the driver controls the chute swing



#10 Egg Break

- Truck stays stationary
- Driver tries to swing and drop chute "almost onto" the egg without breaking it
- If possible, use a front discharge truck so the driver controls the chute swing
- **Zero points if egg breaks**

